



NOZZLES/MONITORS

MULTI-GALLONAGE HANDLINE NOZZLE

DESCRIPTION

Buckeye's Multi-Gallonage handline nozzles give the operator a great degree of flexibility. The flow rate has the ability of being manually adjusted during operation without having to shut the nozzle down. It has been designed to give a constant flow whether the stream pattern selected is on straight stream, power cone or wide angle fog. The nozzle is manufactured from aluminum with a 50 mil anodized finish.


FEATURES

- Multiple flow selection ranges at 100 psi (6.8 bar.)
- Extra large gallonage selection ring.
- Reliable spinning turbine teeth - This feature provides excellent dispersion of the water stream in either the wide angle fog or the power cone mode. Finer water droplets for greater heat absorption are generated.
- Flush mechanism. The operator can flush debris from within the nozzle without shutting down.
- Large rubber bumper - The bumper is ribbed to allow the firefighters, while wearing gloves, to change water stream pattern selections without shutting down. It also protects the nozzle if inadvertently dropped.
- Large rubber handle - A large handle controls the on/off function of the nozzle. It is designed to enable the firefighter to operate it while wearing gloves.
- Dual trunion drive on ball shut off. This provides smoother shut off action and less maintenance.
- Anodized aluminum ball shut off - full flow type with EPDM seats. Optional construction using brass or stainless steel is available.
- Color coded pistol grip is standard.
- Nozzle supplied with a double swivel Female NST inlet connection as standard.
- Suitable for use with water and Buckeye AFFF, AR-AFFF and Class A foam solutions.

ORDERING INFORMATION

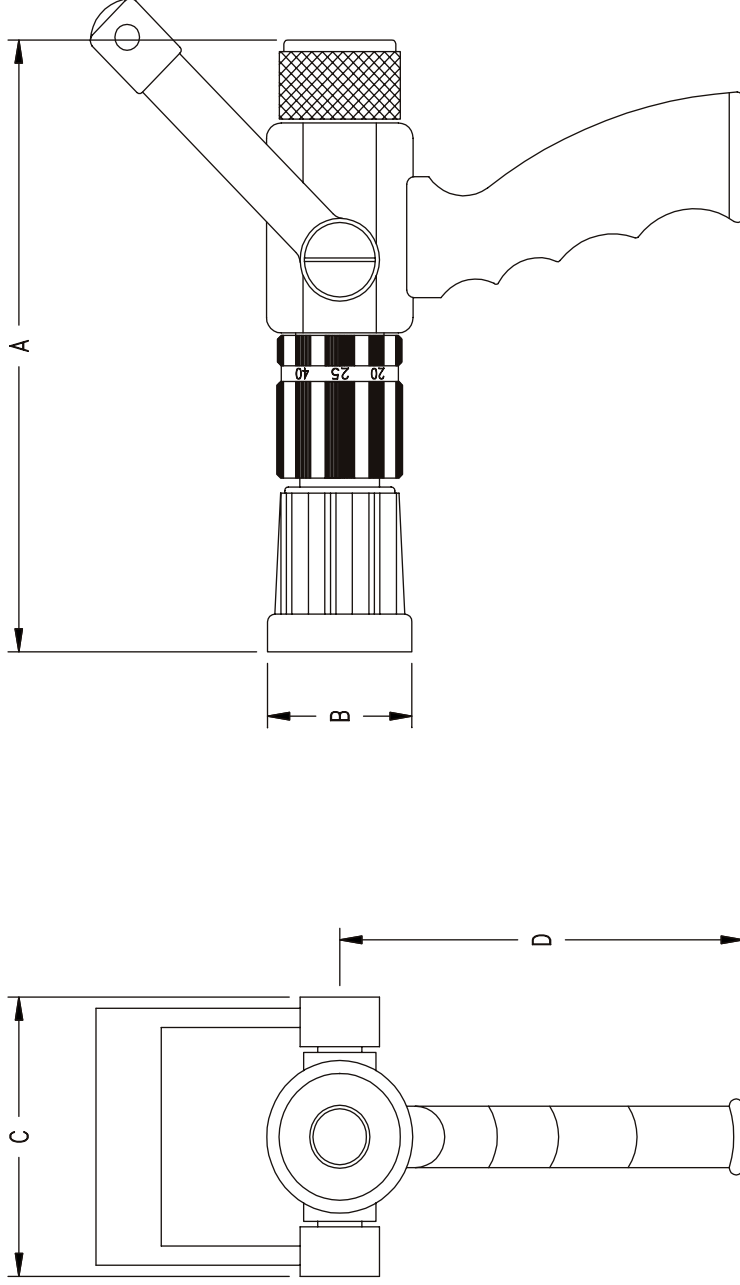
PART No.	FLOW GPM (LPM)	INLET
PE-2311	10-20-25-40 (38-76-95-150)	1"
PE-9891	30-60-95 (113-227-360)	1 1/2"
PE-9892	60-95-125 (227-360-473)	1 1/2"
PE-10648	95-125-150-250 (360-473-568-950)	1 1/2"
PE-9724	100-150-200-250 (378-568-757-950)	2 1/2"
PE-9996	200-250-300-350 (757-950-1,136-1325)	2 1/2"





NOZZLES/MONITORS

MULTI - GALLONAGE NOZZLE



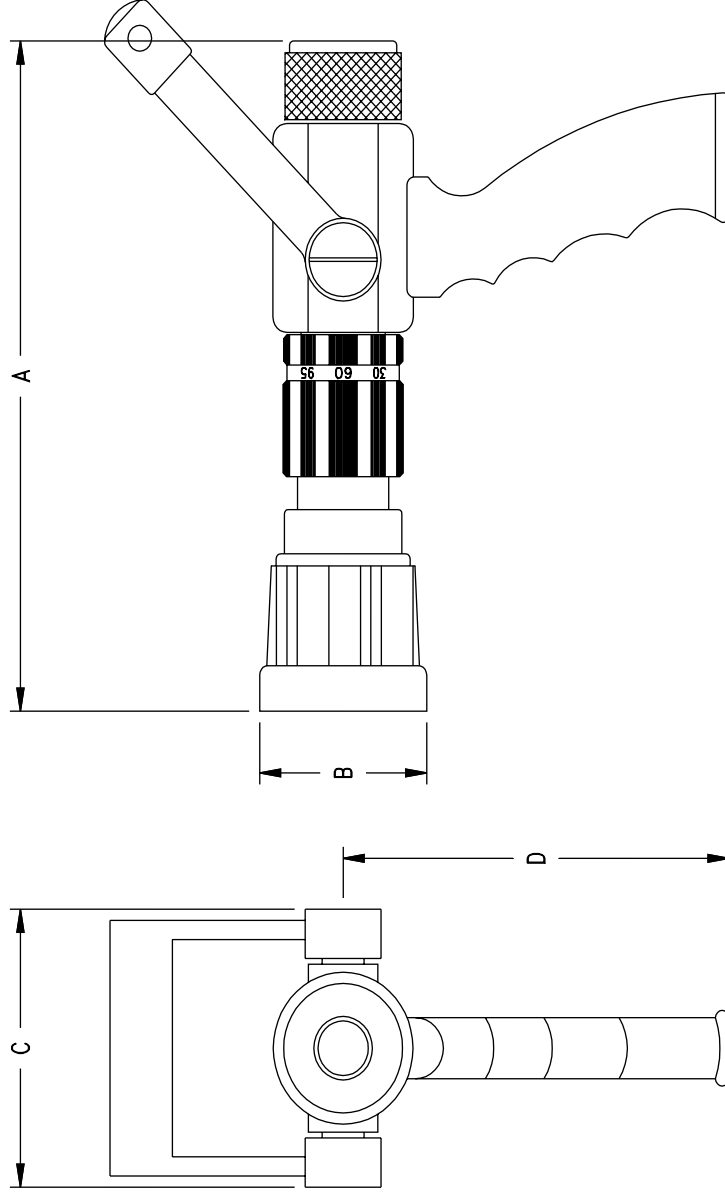
MODEL NO:	CONNECTION	FLOW	A	B	C	D	E (Horiz)	F (Vert)
PE -2311	1" NST	10 -20 -25 -40 GPM (38) (76) (95) (151)	7 7/8" (200)	2 3/4" (70)	5" (127)	6" (150)	82 FT (25 M)	62 FT (19 M)






NOZZLES/MONITORS

MULTI - GALLONAGE NOZZLE



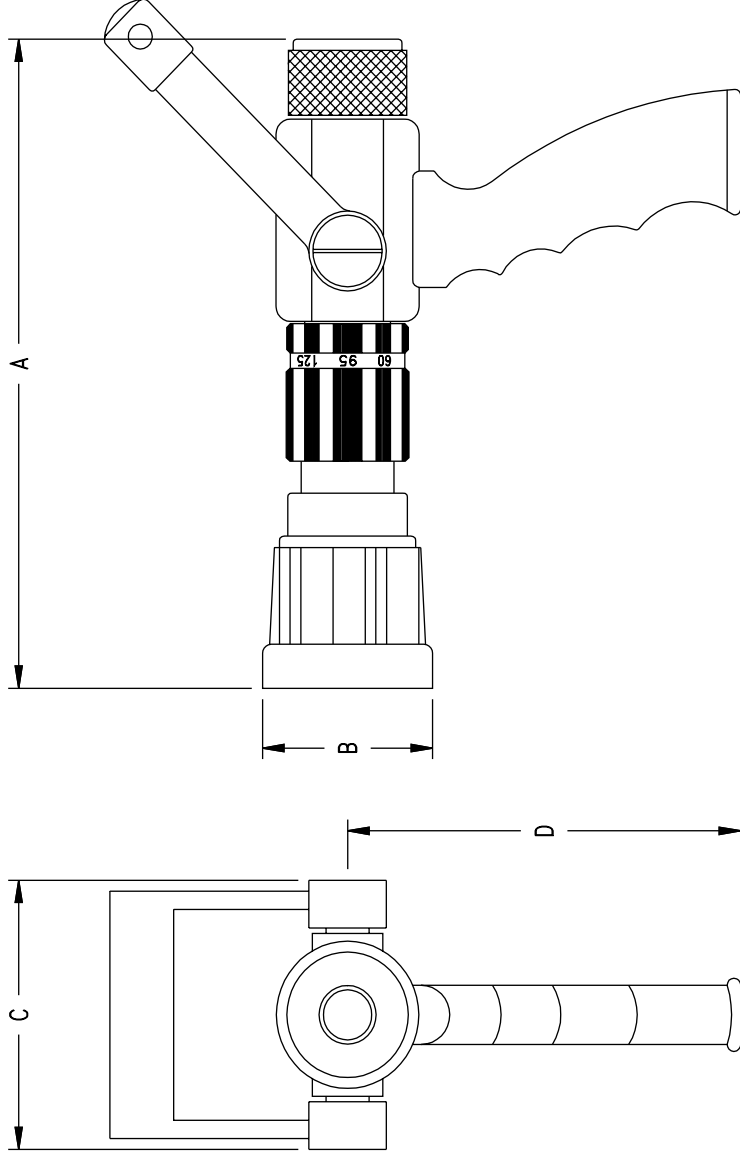
MODEL NO:	CONNECTION	FLOW	A	B	C	D	E (Horiz)	F (Vert)
PE -9891	1 1/2" NST	30 -60 -95 GPM (114) (227)(360)	10 1/2" (263)	3 3/4" (93)	5" (127)	6" (150)	123 FT (32.5 M)	80 FT (24.4 M)





NOZZLES/MONITORS

MULTI - GALLONAGE NOZZLE



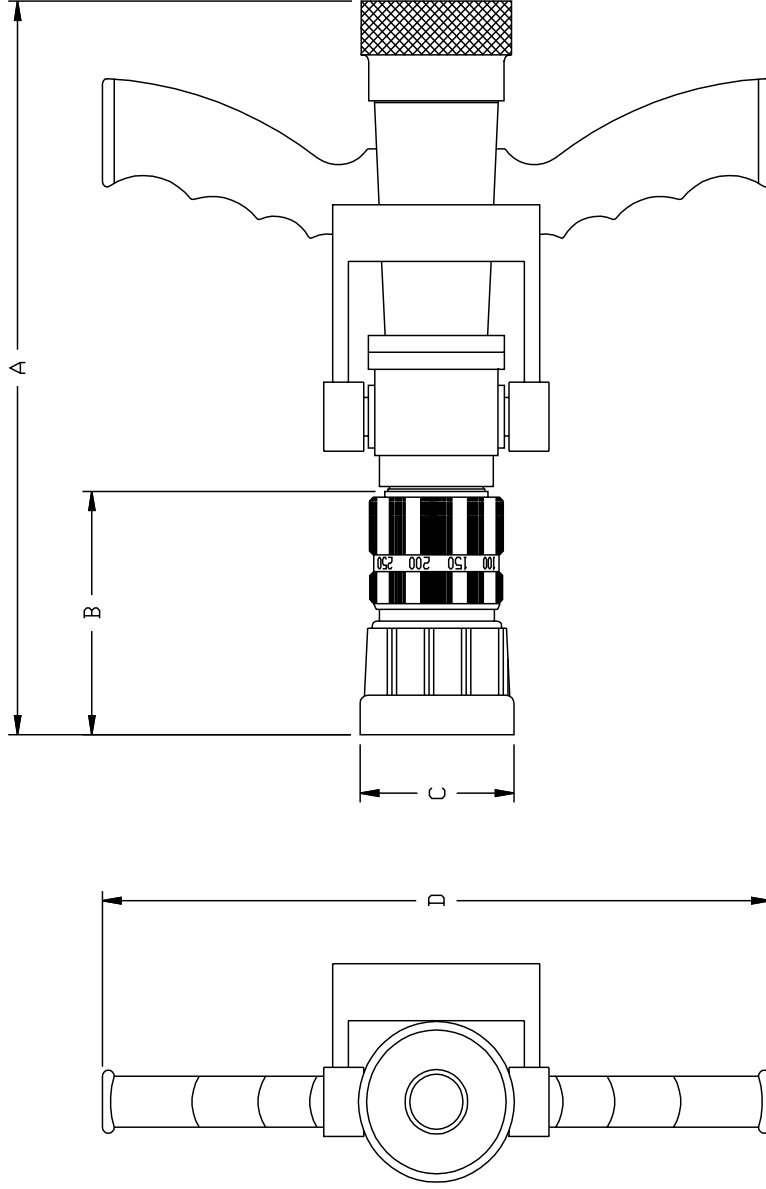
MODEL NO:	CONNECTION	FLOW	A	B	C	D	E (Horiz)	F (Vert)
PE -9892	1 1/2" NST	60 -95 -125 GPM (227) (360) (473)	10 1/2" (263)	3 3/4" (93)	5" (127)	6" (150)	123 FT (32.5 M)	80 FT (24.4 M)






NOZZLES/MONITORS

MULTI - GALLONAGE NOZZLE



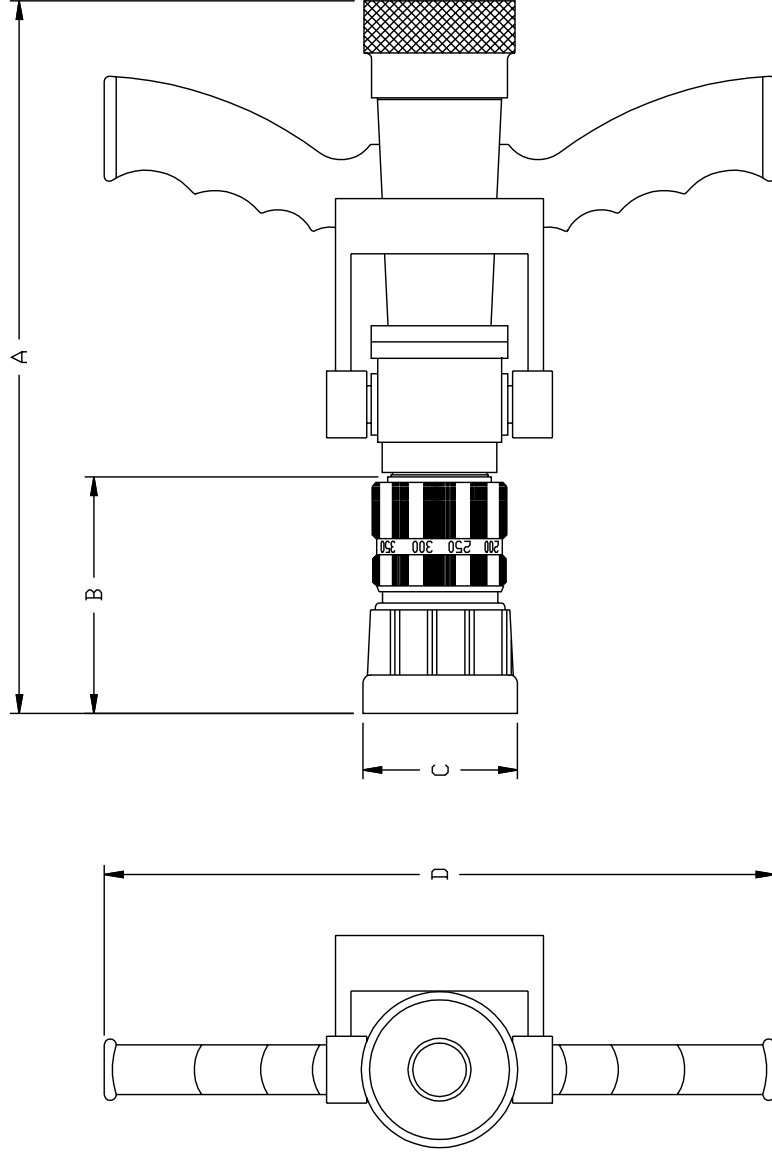
MODEL NO:	CONNECTION	FLOW	A	B	C	D	E (Horiz)	F (Vert)
PE -9724	2 1/2" NST	100-150-200-250 GPM (379)(568)(757)(946)	16 1/8" (410)	6 1/2" (164.5)	5" (127)	12 1/2" (310)	XX FT (XX M)	95 FT (29 M)





NOZZLES/MONITORS

MULTI - GALLONAGE NOZZLE



MODEL NO:	CONNECTION	FLOW	A	B	C	D	E (Horiz)	F (Vert)
PE -9996	2 1/2" NST	200-250-300-350 GPM (757) (946) (1136) (1325) (410)	16 1/8" (410)	6 1/2" (164.5)	5" (125)	12 1/4" (310)	XXX FT (XX M)	XX FT (XX M)

